



Parent User Manual

Getting Started	1
The Dashboard	4
Accessing Content	5
My GCSEs	8
Playlists	10
Assignments	12
Downloading Content	16

Follow these simple steps to help your child activate their account.


Step 1

Go to www.gcsepod.com and click 'login'

LOGIN

Step 2

Click 'New Here? Get Started'

A screenshot of the GCSEPod website's login page. At the top is the GCSEPod logo with the tagline 'education anywhere'. Below the logo is a large blue heading 'WELCOME TO GCSEPOD.COM'. Underneath is a 'LOGIN' section with two input fields: 'USERNAME OR EMAIL ADDRESS' and 'PASSWORD'. Below these fields is a pink 'LOGIN' button. Further down is a teal button labeled 'NEW HERE? GET STARTED'. At the bottom, there is a small warning icon and text: 'Your login details for the original GCSEPod site will not work.' and a link 'Forgotten your login details?'. An arrow points from the 'NEW HERE? GET STARTED' button to the text 'Click here to activate account'.

Click here to activate account

Step 3

Select 'pupil'

PLEASE FOLLOW THE LINK FOR YOUR ACCOUNT TYPE BELOW:

PUPIL	TEACHER
--------------	----------------

Click here

Step 4

Enter personal details

Enter user details

NEW USER

FIRST NAME	<input type="text" value="Forename"/>
LAST NAME	<input type="text" value="Surname"/>
DATE OF BIRTH	<input type="text" value="1"/> <input type="text" value="January"/> <input type="text" value="2001"/>
SCHOOL	<input type="text" value="Search for your school"/>

Start entering your child's school name.

You should see the school name appear here.

Step 5

Create a username and password

Create a username



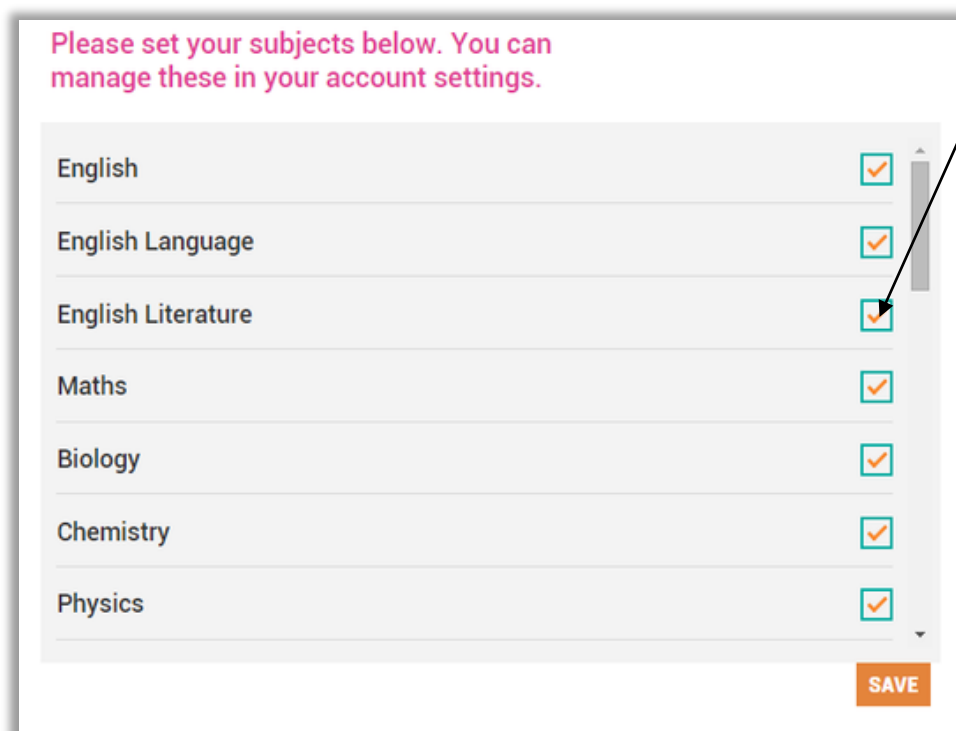
The registration form contains the following fields and instructions:

- Username:** A text input field with the placeholder text "Choose a username". An arrow points from the "Create a username" label to this field.
- TIP:** "Don't just write your name as your username. Think of a username that is unique to you and that you can easily remember."
- Password:** A text input field with the placeholder text "Choose a password". An arrow points from the "Enter a password and a password hint" label to this field.
- Confirm Password:** A text input field with the placeholder text "Retype your password".
- Password Hint:** A text input field with the placeholder text "A password hint, in case you forget". An arrow points from the "Enter a password and a password hint" label to this field.

Enter a password and a password hint

Step 6

Unselect any subjects not relevant to their learning



The subject selection form includes the following elements:

- Instruction:** "Please set your subjects below. You can manage these in your account settings."
- Subject List:** A list of subjects with checkboxes to the right: English, English Language, English Literature, Maths, Biology, Chemistry, and Physics. All checkboxes are currently checked.
- SAVE Button:** An orange button at the bottom right of the list.

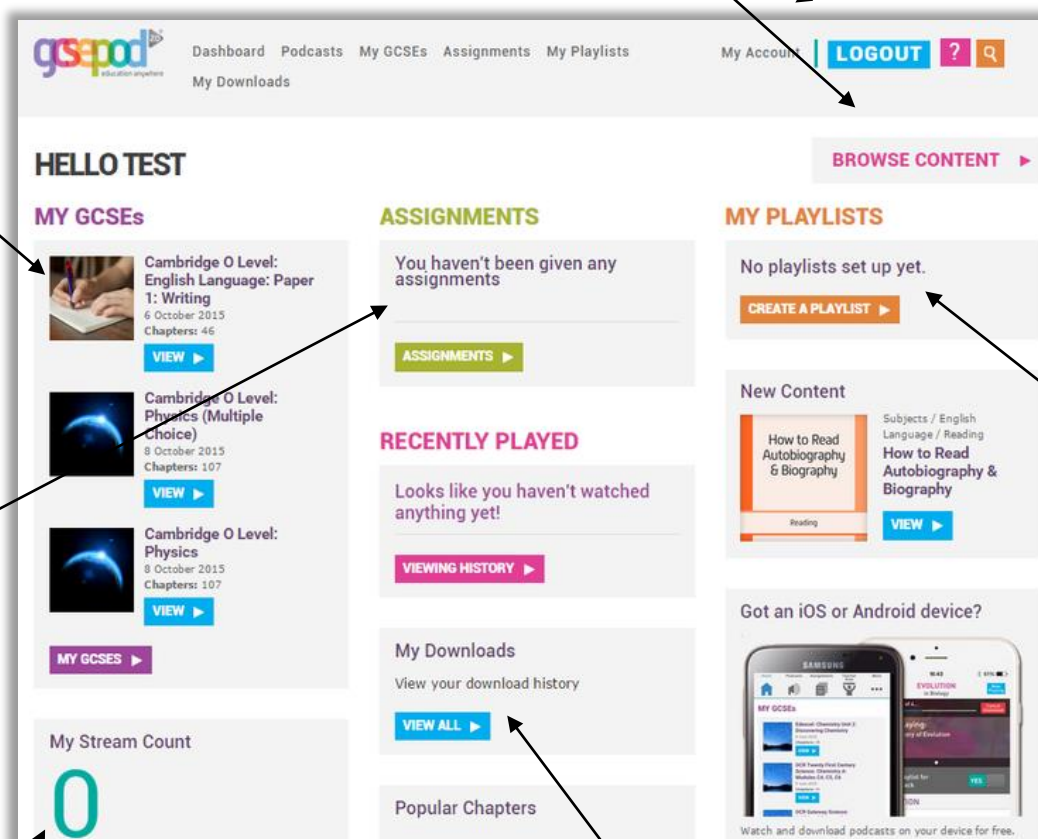
Untick any subjects not relevant

The GCSEPod Dashboard

Access content here or here

Change username
and password here

View exam
specific
playlists



View
assignments
set by
teachers

View and
create
personalised
playlists

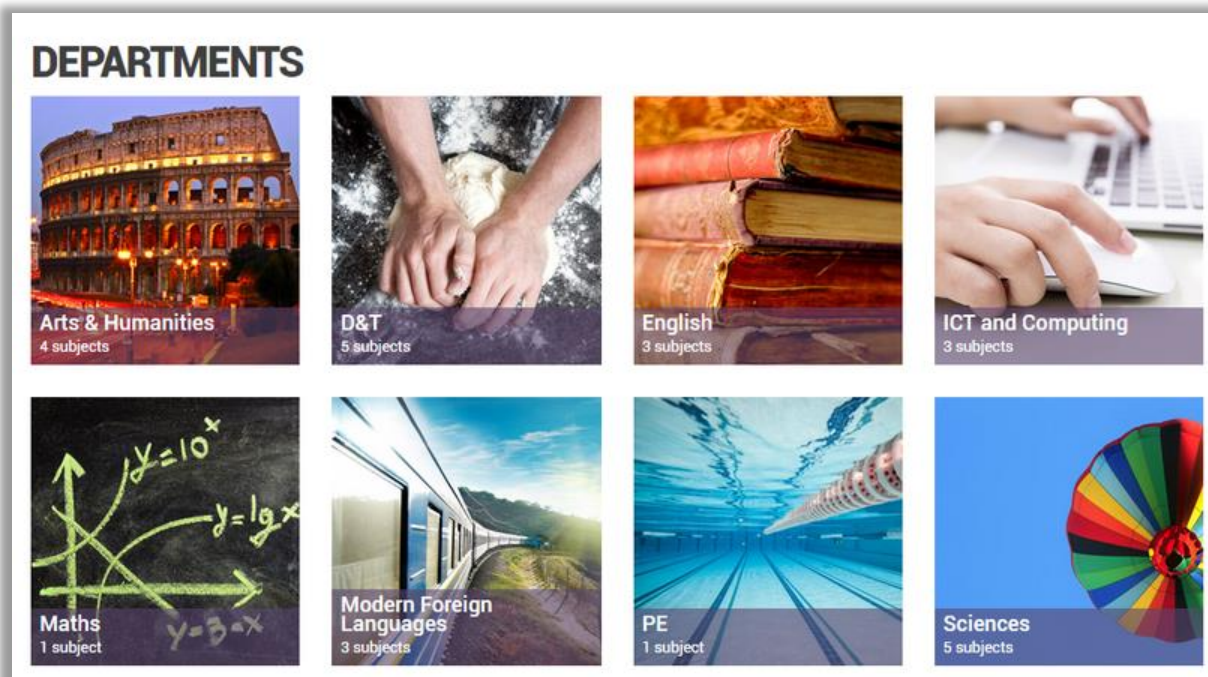
View personal
usage count

View queued
downloads

Accessing content

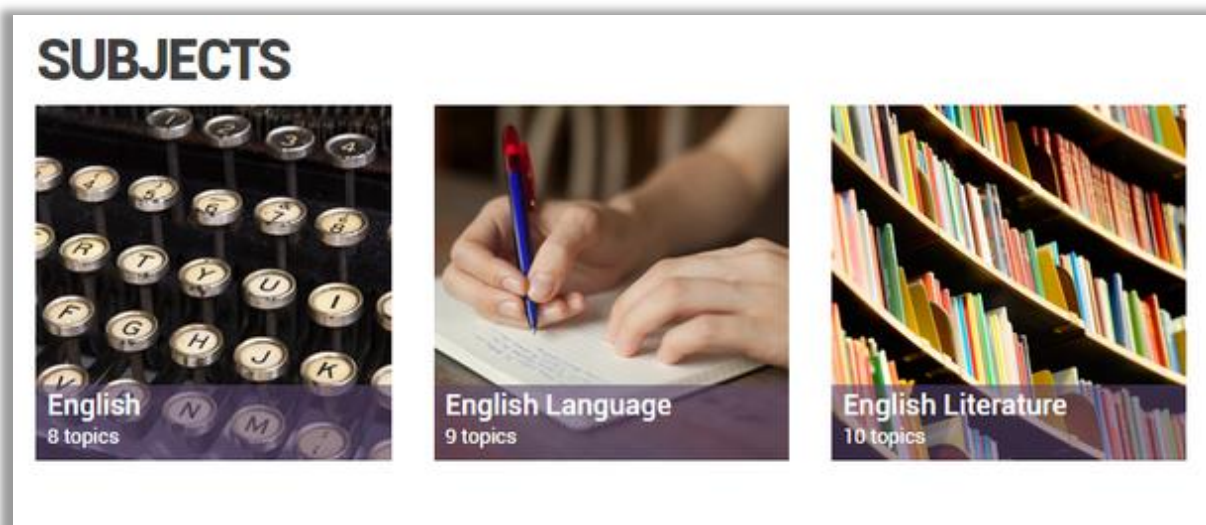
Step 1

Choose a department



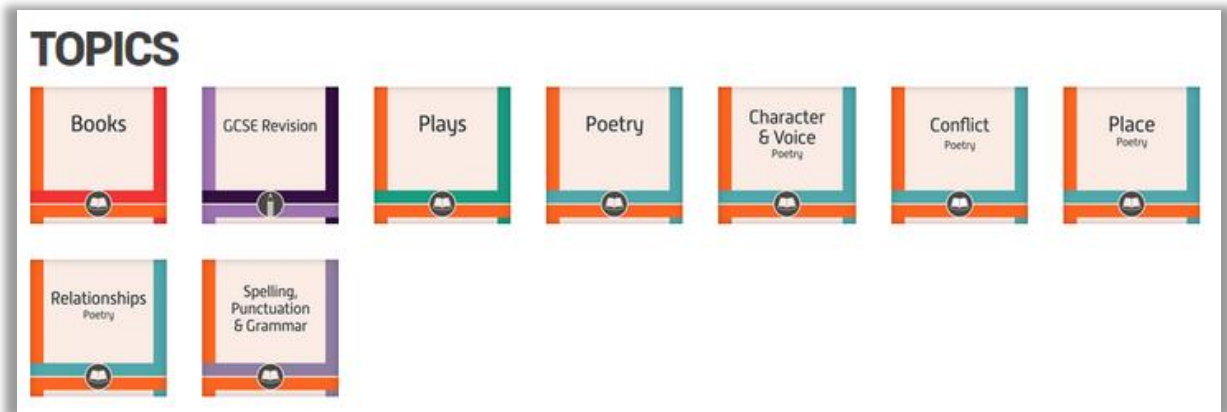
Step 2

Choose a subject




Step 3

Choose a Topic



Step 4

Select a Title



Let's keep in touch!



The Pod!

ENGLISH LITERATURE / BOOKS
FRANKENSTEIN BY MARY SHELLEY

GCSEPod_English_79_Frankenstein_001_Context

Important revolutionary

William Godwin

Selfish

02:15 04:32

CHAPTERS

Chapter	Duration	Download	Favourite
Context	00:04:32		
Summary	00:04:09		
Key quotes #1	00:03:08		
Key quotes #2	00:04:01		
Characters - Victor	00:03:10		
Characters - The Monster	00:03:56		
Characters - Walton	00:03:10		
Characters - Elizabeth	00:03:22		
Characters - The DeLaceys	00:03:16		
Characters - Justine	00:03:07		
Characters - Other characters	00:03:19		
Themes - Knowledge	00:03:29		
Themes - Science	00:03:35		
Themes - Prejudice	00:03:10		

Play/Paus

Enlarge video

Download chapter

Add to Favourites

Click chapter to watch

Below the chapter list you'll find options for sharing and downloading:

Share this title:

EMAIL GET LINK

If the person you are sending this to does not have a GCSEPod account they will not be able to view the podcasts

DURATION: 67 MINS

ADD THIS TITLE TO MY DOWNLOADS

ADD THIS WHOLE TOPIC TO MY DOWNLOADS

Works on iOS, Android and Blackberry

Share the title

Add the full title or topic to 'My Downloads'

The My GCSEs area provides specific playlists for exams, as well as showing the date of the next exam

Step 1

Chose an exam

Scroll through exams

View date of next exam

My GCSEs

Click the "View playlist" button to see the relevant GCSEPod podcasts.
Please note that the podcasts may not cover every topic in the course you are taking.

ENGLISH 7 exams

Filter by exam board:

AQA ☒ Edexcel ☒ NICCEA ☒ OCR ☒ WJEC ☒

AQA: English: Unit 1: Understanding and producing non-fiction texts	3rd November 2015	64 Chapters	VIEW PLAYLIST ►
NICCEA: English: Unit 1: Personal Writing and Reading Multi-Modal Texts	Exam date not set for 2016	91 Chapters	VIEW PLAYLIST ►
NICCEA: English: Unit 2: Functional Writing and Reading Non-Fiction	Exam date not set for 2016	91 Chapters	VIEW PLAYLIST ►

[SEE MORE ▼](#)

ENGLISH LANGUAGE 19 exams

Filter by exam board:

AQA ☒ AQA Certificate ☒ Cambridge IGCSE ☒ Cambridge O Level ☒ Edexcel ☒ Edexcel International GCSE ☒
 NICCEA ☒ OCR ☒ WJEC ☒

Cambridge O Level: English Language: Paper 1: Writing	6th October 2015	46 Chapters	VIEW PLAYLIST ►
---	------------------	-------------	---------------------------------

Click 'view playlist' next to an exam

Let's keep in touch!



Step 2

View exam playlist and select relevant title

Select relevant title

PLAYLISTS/
AQA: ENGLISH LITERATURE: UNIT 1: EXPLORING MODERN TEXTS

GCSEPod_English_007_001_001_Plot_Overview

To Kill a Mockingbird
Harper Lee

Growing up
Compromises & responsibilities

Scout

Jean Louise Finch
Small, closely-knit community

00:22 / 05:21

Author: Nicola Greener, Narrator: Victoria Sandison

AQA: ENGLISH LITERATURE: UNIT 1: EXPLORING MODERN TEXTS

Books
English Literature: 3 titles (89 chapters)

Lord of the Flies by William Golding 28 chapters

To Kill a Mockingbird by Harper Lee 37 chapters

Of Mice and Men by John Steinbeck 24 chapters

Plays
English Literature: 2 titles (47 chapters)

Spelling, Punctuation and Grammar
English Literature: 1 title (9 chapters)

Share this playlist:

EMAIL f t GET LINK

If the person you are sending this to does not have a GCSEPod account they will not be able to view the podcasts

DURATION: 628 MINS

ADD THIS PLAYLIST TO MY DOWNLOADS

Works on iOS, Android and Blackberry

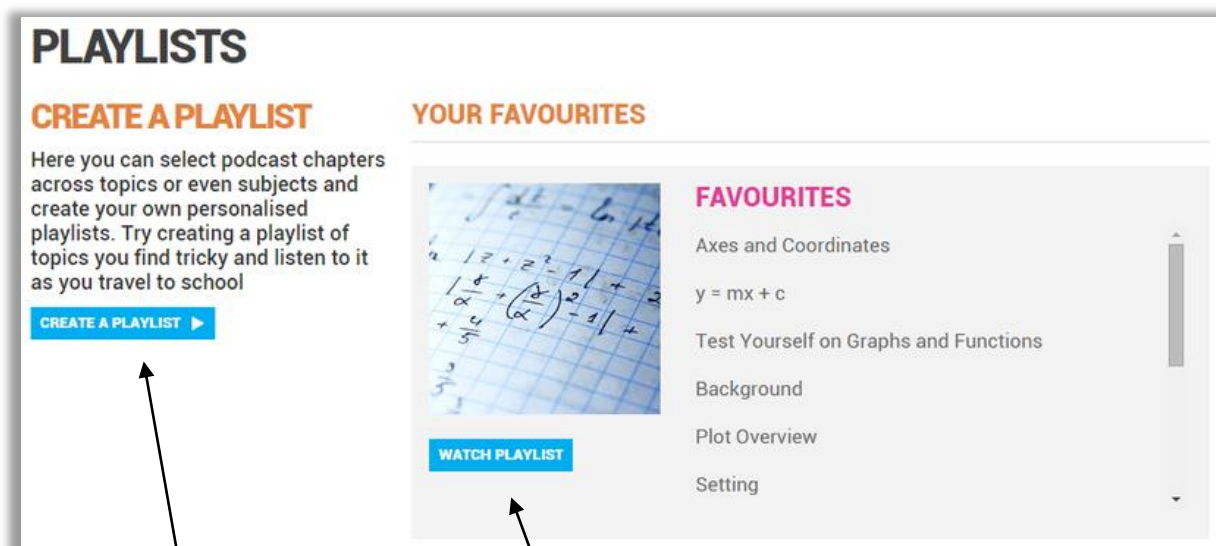
Play/Pause

Share & Download

Let's keep in touch!



Creating personalised playlists



Create personal
playlists

View your
Favourites playlist

PLAYLIST NAME

ADD CHAPTERS

DEPARTMENTS

- PE
- English
- Arts & Humanities
- Maths
- Modern Foreign Languages
- D&T
- ICT and Computing
- Sciences

SUBJECTS +

TOPICS +

TITLES +

CHAPTERS +

Give the Playlist a name

Chose a Department -> Subject -> Topic
and either a full Title or a Chapter(s)

You can mix and match different subjects in a playlist

Viewing personalised playlists

The screenshot shows the 'SCIENCE PLAYLIST' interface on the GCSEPod website. On the left is a video player showing a pencil. On the right is a list of chapters under the heading 'SCIENCE PLAYLIST'. The chapters are:

- B1.1/Keeping Healthy (Biology 1 title (2 chapters))
- Diet and Exercise (2 chapters)
- Importance of Diet (00:00:37)
- Importance of Exercise (00:00:40)
- B1.3/The Use and Abuse of Drugs (Biology 1 title (1 chapter))
- B2.2/Tissues, Organs and Organ Systems (Biology 1 title (1 chapter))
- B2.3/Photosynthesis (Biology 1 title (1 chapter))
- C1.4/Crude Oil and Fuels (Chemistry 1 title (1 chapter))
- C2.2/How Structure Influences the Properties and Uses of Substances (Chemistry 1 title (1 chapter))
- C2.6/Acids, Bases and Salts (Chemistry 1 title (1 chapter))
- P2.1/Forces and their Effects (Physics 1 title (1 chapter))
- P2.3/Currents in electrical circuits (Physics 1 title (1 chapter))

Annotations with arrows point to specific features:

- 'Download chapters' points to the download icon (a square with a downward arrow) next to 'Importance of Exercise'.
- 'View chapters added to playlist' points to the plus icon (+) next to 'B1.3/The Use and Abuse of Drugs'.
- 'Share the playlist with other users' points to the 'GET LINK' button in the 'Share this playlist' section.

At the bottom of the playlist list, there is a 'Share this playlist:' section with buttons for 'EMAIL', 'f' (Facebook), 't' (Twitter), and 'GET LINK'. Below these buttons is a small disclaimer: 'If the person you are sending this to does not have a GCSEPod account they will not be able to view the podcasts'.

Step 1

When to know an assignment has been assigned

The screenshot shows the GCSEPod dashboard with three main sections: **MY GCSEs**, **ASSIGNMENTS**, and **MY PLAYLISTS**.
 - **MY GCSEs** lists three Cambridge IGCSE courses: Spanish - Paper 2 (due 26 October 2015), Information and Communication Technology - Paper 1 (due 27 October 2015), and Physical Education - Paper 1 (due 29 October 2015). Each has a 'VIEW' button.
 - **ASSIGNMENTS** shows a task titled 'USA' with a 'Due: 12 August 2015' and a 'VIEW' button. Below it is a 'RECENTLY PLAYED' section with a message 'Looks like you haven't watched anything yet!' and a 'VIEWING HISTORY' button.
 - **MY PLAYLISTS** shows 'No playlists set up yet.' with a 'CREATE A PLAYLIST' button. Below is 'New Content' featuring 'How to Read Autobiography & Biography' with a 'VIEW' button. At the bottom, there's a section 'Got an iOS or Android device?' with images of a Samsung phone and an iPhone.

Annotations with arrows point to:
 - 'Assignments' pointing to the 'ASSIGNMENTS' section header.
 - 'Deadline date' pointing to the 'Due: 12 August 2015' text.
 - 'Click View to start assignment' pointing to the 'VIEW' button for the 'USA' assignment.

Step 2

Watch playlist of chapters selected by the teacher

The screenshot shows an assignment page titled 'Assignment and Instructions set by: Ms Teacher' with the instruction 'Complete the multiple choice questions'.
 - On the left is a video player showing a map of the USA with different states colored. The video title is 'HIST_004_006_GCSEPod_The_USA_from_1918_to_1929_Introduction'.
 - On the right is a table titled 'SPECIFIED CHAPTERS' with a star icon for favorites.

Chapter	Duration	Download	Favorites
Introduction	00:02:06		
Economy and Foreign Policy 1850-1917	00:03:29		
The Post War Boom	00:03:42		
Government Policies 1920 to 1929	00:02:55		
Agricultural and Industrial Problems	00:04:02		
Government Policy during the late 1920s	00:03:03		
Summary	00:01:23		
Web Links	00:00:39		

 - Below the table is a 'Share this assignment:' section with buttons for 'EMAIL', 'f' (Facebook), 't' (Twitter), and 'GET LINK'. A note states: 'If the person you are sending this to does not have a GCSEPod account they will not be able to view the podcasts'.
 - At the bottom left, it says 'Author: Cathal Doyle, Narrator: Peter McGowan'.

Let's keep in touch!



Step 3

Answer questions set by teacher

SPECIFIED CHAPTERS

Introduction	00:02:04	Download	Star
Economy and Foreign Policy 1950-1917	00:02:29	Download	Star
The Post War Boom	00:03:43	Download	Star
Government Policies 1920 to 1929	00:02:53	Download	Star
Agricultural and Industrial Problems	00:04:02	Download	Star
Government Policy during the late 1920s	00:03:03	Download	Star
Summary	00:01:25	Download	Star
Web Links	00:00:00	Download	Star

COMPLETE THE QUESTIONS BELOW

1 After World War I, why did American farmers fail to share in the general economic growth of the United States?

- ☐ Many immigrants were settling in the west and competing with the farmers.
- ☐ The Federal Government reduced the number of acres on which farmers could grow subsidized crops.
- ☐ Farmers could not produce enough to keep up with demand
- ☐ Overproduction and competition caused falling prices.

1 2 3 4 5 6 7 8 9 10 **NEXT QUESTION**

SAVE FOR LATER **SUBMIT ASSIGNMENT**

Answer question

Click Next Question

Submit Assignment

(Questions can be multiple choice or free text)

Let's keep in touch!



Step 5

Viewing results

Free Text Questions will be marked by the teacher.

Multiple choice questions are automatically marked. Results are returned immediately.

The screenshot shows the 'ASSIGNMENTS' section of the GCSE Pod interface. It states 'You have 1 assignment'. Below this, there are filters for 'SORT BY: DUE DATE' and 'VIEW: ALL, COMPLETED, STILL TO DO, MISSED DEADLINES'. A single assignment is listed with a historical photo of a woman holding a sign that reads 'VOTES FOR WOMEN' and 'THE RIGID CLASH JUSTIFIES VIOLENCE'. The assignment is titled 'USA', is due on 12/08/2015, and was marked on 05/08/2015. A blue 'VIEW RESULTS' button is visible at the bottom of the assignment card. An arrow points from the 'VIEW RESULTS' button to the 'Result' section below.

Result

View Results

The screenshot shows the 'YOU SCORED: 80%' result. Below the score is a list of 10 questions, each with a plus sign to its right, indicating that answers are provided for each question. The questions are labeled 'QUESTION 1' through 'QUESTION 10'. At the bottom of the list is a blue button labeled 'BACK TO ASSIGNMENTS'. An arrow points from the 'Answers are given for each question' text to the list of questions.

Answers are
given for each
question

Viewing results continued.....

See correct answer

See what was answered

Was the answer correct or incorrect?

View teacher feedback

QUESTION 4

United States participation in the Washington Conference (1921), in the Kellogg-Briand Pact (1928), and in the SALT talks of the 1970's is evidence that the United States

Choices

- has followed a free trade policy for most of the 20th century
- relies on military alliances for defense against aggression
- has been willing to cooperate with other nations to reduce world tensions - Correct Answer**
- believes that cultural exchange programs are a way to promote international understanding

You Answered

has followed a free trade policy for most of the 20th century

Correct ☐ Incorrect ☒

Feedback from your teacher:

Let's talk about this in your next lesson.

QUESTION 5

The 1920's are sometimes called the "Roaring Twenties" because

Choices

- foreign trade prospered after World War I
- the United States assumed a leadership role in world affairs
- political reforms made government more democratic
- widespread social and economic change occurred - Correct Answer**

You Answered

widespread social and economic change occurred

Correct ☒ Incorrect ☐

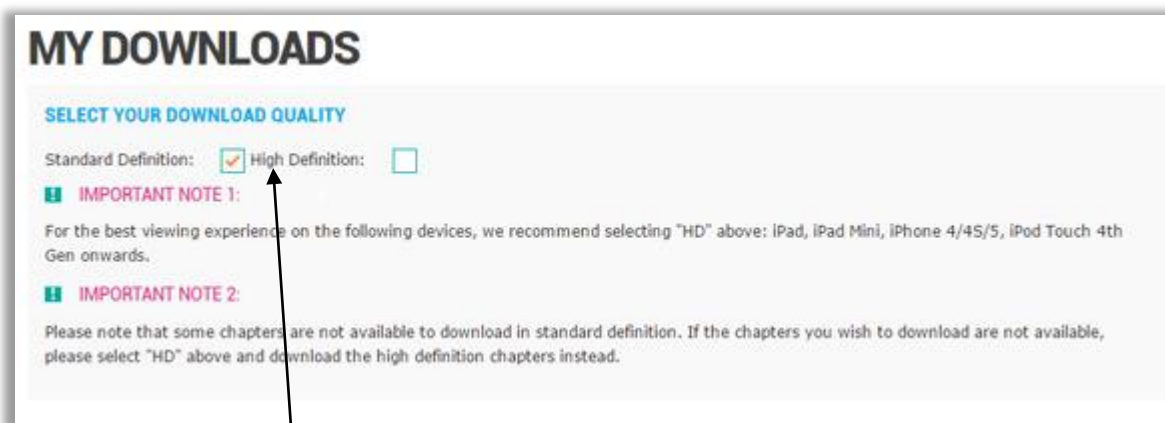
Feedback from your teacher:

Good Job!

Downloading Content to computers and mobile devices

Step 1

Select download quality



MY DOWNLOADS

SELECT YOUR DOWNLOAD QUALITY

Standard Definition: ☐ High Definition: ☒

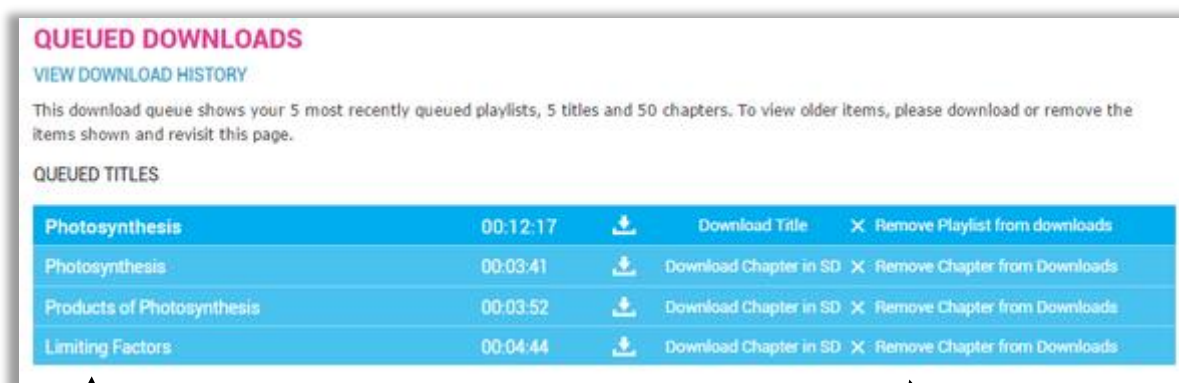
IMPORTANT NOTE 1:
For the best viewing experience on the following devices, we recommend selecting "HD" above: iPad, iPad Mini, iPhone 4/4S/5, iPod Touch 4th Gen onwards.

IMPORTANT NOTE 2:
Please note that some chapters are not available to download in standard definition. If the chapters you wish to download are not available, please select "HD" above and download the high definition chapters instead.

Select download quality

Step 2

Chose chapter/title to download from your queued downloads



QUEUED DOWNLOADS

[VIEW DOWNLOAD HISTORY](#)

This download queue shows your 5 most recently queued playlists, 5 titles and 50 chapters. To view older items, please download or remove the items shown and revisit this page.

QUEUED TITLES

Photosynthesis	00:12:17		Download Title	✕ Remove Playlist from downloads
Photosynthesis	00:03:41		Download Chapter in SD	✕ Remove Chapter from Downloads
Products of Photosynthesis	00:03:52		Download Chapter in SD	✕ Remove Chapter from Downloads
Limiting Factors	00:04:44		Download Chapter in SD	✕ Remove Chapter from Downloads

View Chapters and Titles queued

Click to download chapter

Delete queued downloads