

Our parent guide

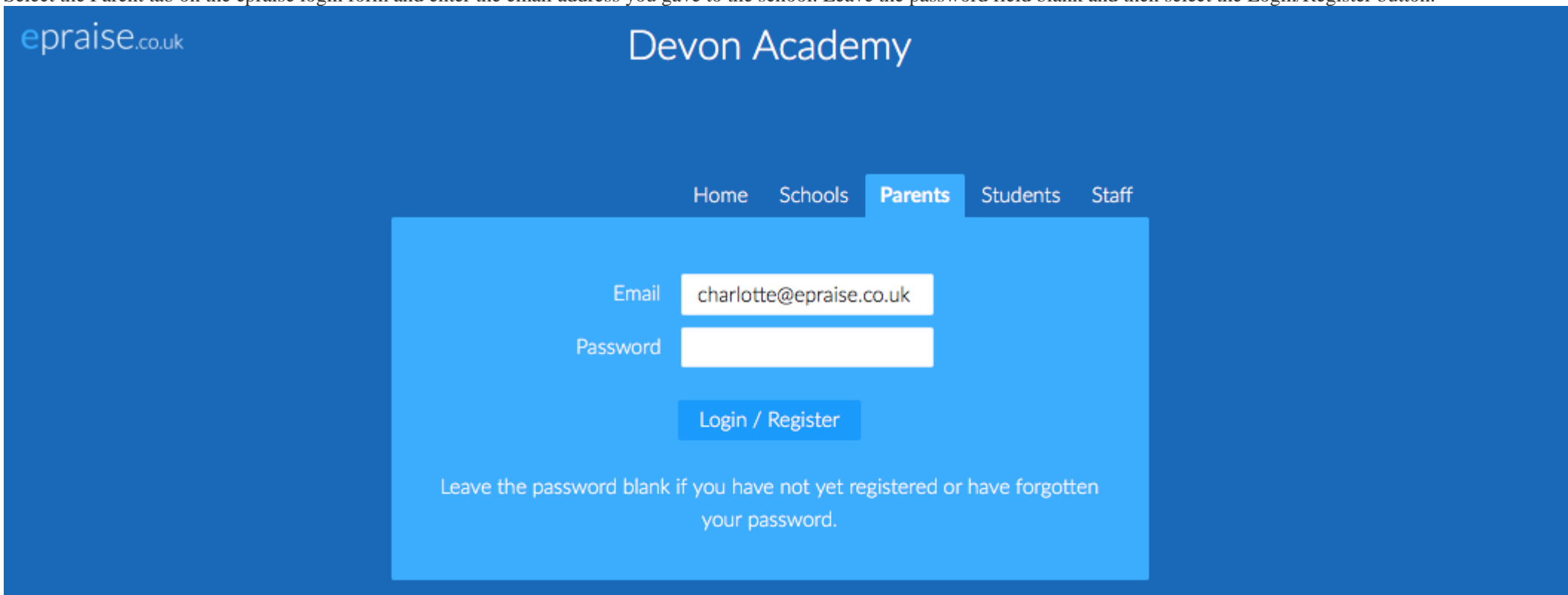
Introduction

Epraise gives you the opportunity to see how well your child/children are getting on and helps to keep you up-to-date with what's happening at the school. This guide will show you how to register an account online and what information you can see. Don't worry if you can't see everything that is in the guide as each school can use epraise differently.

Logging in

You will initially need to register by visiting this link and searching for the school your child attends: <http://www.epraise.co.uk/index.php?view=schools>

Select the Parent tab on the epraise login form and enter the email address you gave to the school. Leave the password field blank and then select the Login/Register button.



The screenshot shows the epraise.co.uk website interface for Devon Academy. The page has a dark blue header with the epraise.co.uk logo on the left and the school name 'Devon Academy' in the center. Below the header is a navigation menu with tabs for 'Home', 'Schools', 'Parents', 'Students', and 'Staff'. The 'Parents' tab is currently selected and highlighted in a lighter blue. Below the navigation menu is a light blue login form. The form contains two input fields: 'Email' with the value 'charlotte@epraise.co.uk' and 'Password' which is empty. Below the input fields is a blue button labeled 'Login / Register'. At the bottom of the form, there is a text instruction: 'Leave the password blank if you have not yet registered or have forgotten your password.'

Epraise will send an email to the registered account that contains a link to create your epraise password.

epraise.co.uk

Epraise Login Details

Create a new password

To log into epraise and create a password, please click [here](#).

Note: The password link remains active for 24 hours so you will need to create the password within that time or repeat the steps above to obtain a new email. Sometimes emails can take a few minutes to arrive or are automatically redirected to junk folders so it is worth checking this before re-registering your account.

Tutorials & quicklinks

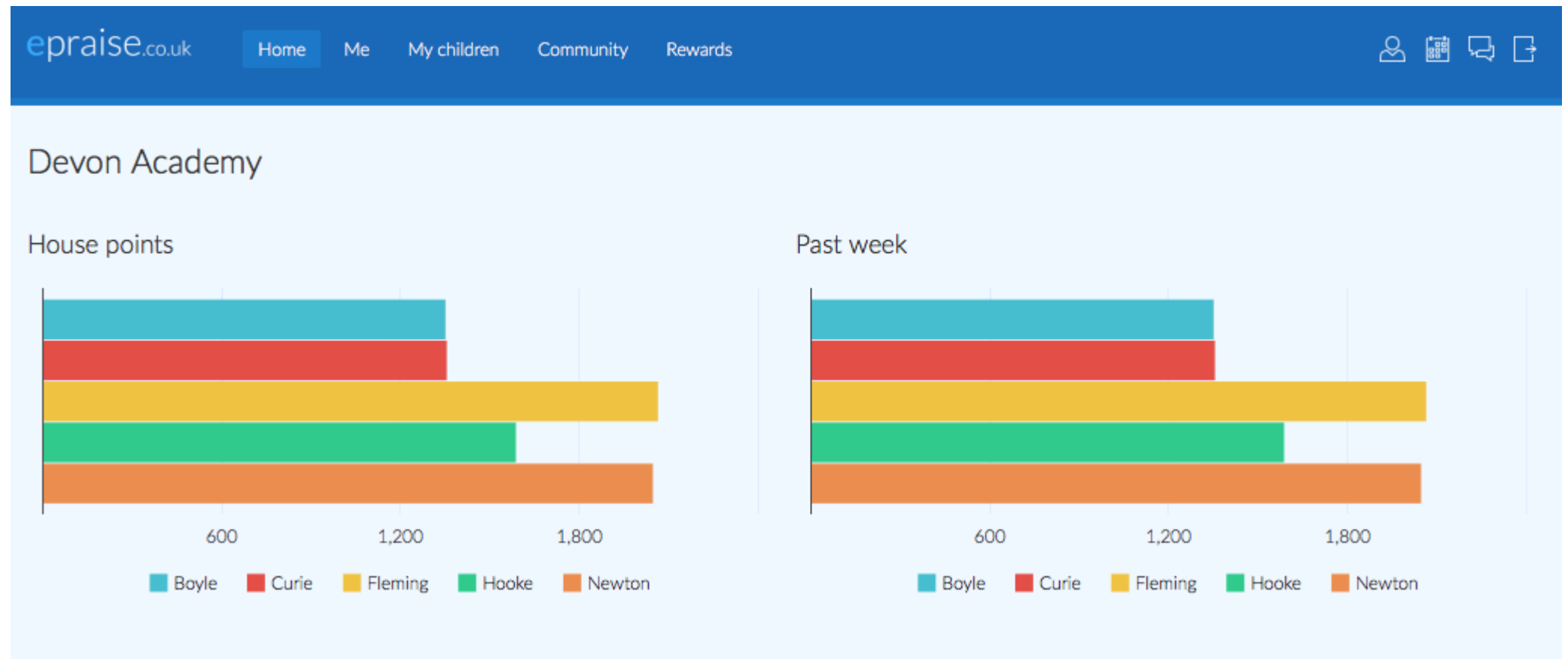
When you first login you will see a tutorial which will show you different parts of the site and any changes that we've made. On the top right of the screen you'll see 4 icons which are your quicklinks:

- **Student icon** - takes you directly to your child's/children's profiles.
- **Calendar icon** - takes you to their Planner which you can also access under the My children tab.
- **Message icon** - takes you to your inbox which you can also access under the Me tab.
- **Exit icon** - logs you out of the site.



Dashboard

The first screen you'll see is the dashboard. This is an overview of what has been happening at the school.



Me > Settings

This is where you can change your password. For increased security, passwords should at least be 8 characters in length and include a mixture of lower case letters, upper case letters and numbers. Passwords should never be shared with anyone else.

Me > Messages

Messages allow you to send and receive messages from your child's/children's teacher so you can keep up to date with any communication. You can view your inbox from this page or by using the message icon at the top right hand side of the page. To create a new message select New and enter the teacher's name. To obtain a list of all your child's teachers, simply enter your child's name in the About field and select from the teachers shown. Then enter the message, subject, select a category and Send message.

Messages

View New

Active & recently complete

Show:

Missing Homework

19 seconds ago

Miss K Burrows Willow Samuels (7A)

Revision session

2 minutes ago

Mrs M Anderson Willow Samuels (7A)

Book Cub

14 minutes ago

Willow Samuels (7A) Mrs S Andrews

Science Field Trip

1 hour ago

Mrs S Andrews 8A/Ps 7A/Sc 8D/Sc 8C/Sc

Status: Unread Not responded to Complete

Key: You Students Teachers Parents

My children > Profile

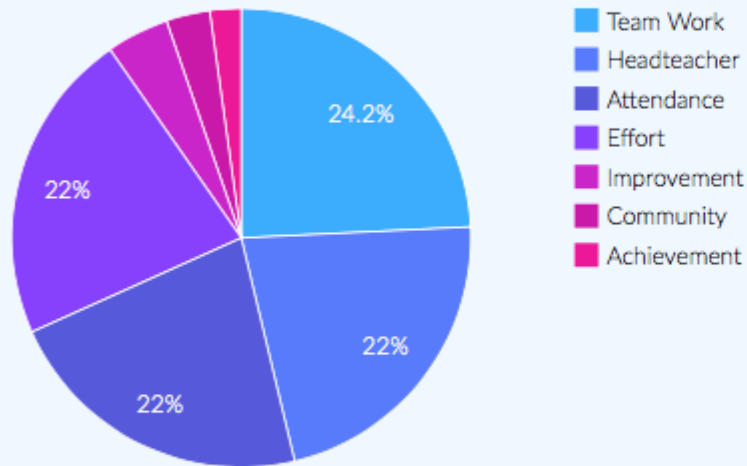
You can view your child/children's profiles under the My children tab. Here you can see how many points they have been awarded and how well they have been doing in each subject and category. Each tab, if enabled, shows different information related to your child's progress throughout school, e.g. Demerits, Interventions and Assessments.



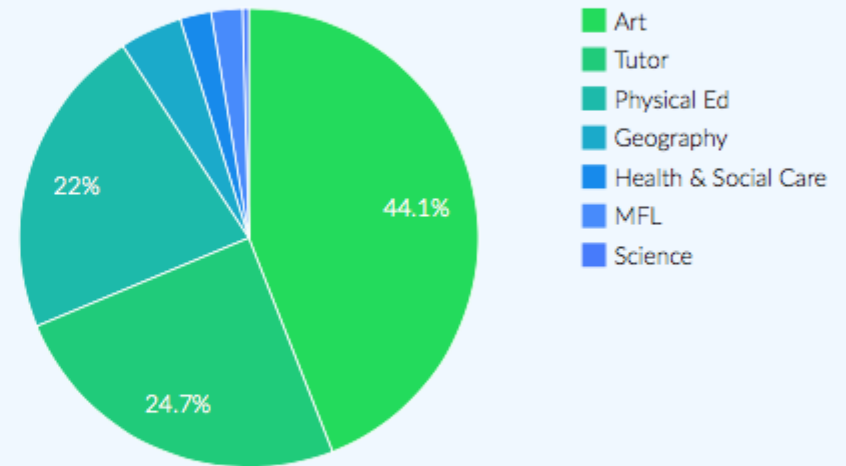
Willow Samuels (7A)

[Overview](#) [Bio](#) [Points](#) [Demerits](#) [Interventions](#) [Attendance](#) [Timetable](#) [Classnotes](#)

Points given for



Points given in



Total points

227

Since 1st January

To spend

77

150 points spent so far

Position

1st

In the school

My children > Planner

Here you can view all your child's/children's homework and notes set by their teachers. You will have the option to see any attachments included and can see which are Set, Due, Overdue or Completed.

Planner

Weekly Due

Willow Samuels (7A)

↑			
Sunday 12th August			
Monday 13th August	Art Please bring an old shirt for work today.		
Tuesday 14th August	English Read chapters 10-16		
Wednesday 15th August	German Memorise the list of translation in prep for next	Religious Ed Please go onto BBC bitesize and finish watching those clips on Islam before next lesson. 📅 Homework 🕒 Due: 15th August	
Thursday 16th August	7A Don't forget your consent forms for the year 7 school		
Friday 17th August	English Using empathy as a theme, write up an analysis of each	Religious Ed Going into the village to have a look at the old church and	Science Finish off your written experiment. Don't forget to

Show

By due date

By set date

Both due & set

Key

Set

Due

Overdue

Completed

Not homework

Community > Get involved

Here you will see various activities and groups available to your child/children where you can then sign them up. They can even earn points indicated by the activities with praise points in the corner.

Get involved

Show: Current ▼

Science Boom Club

Get your Newton brains on and come on over to Mrs Tancocks room for some science fun! We'll try out all sorts of weird and wacky experiments.

Bring your Scientific minds

5pp

11 signed up

Meet at SCI 8B

Every other Thursday at 1:00pm

Starts 18th April

Years 8, 9 & 10

Storytelling Event

We will be spending the day on how to create and tell an amazing story using snippets of your favourite book.

Bring your Storytelling Event

5pp

3/25 signed up

Meet at Storytelling Event

Starts 24th May 10:00am

Community > Parents' evening









Parents' evening events will display here. To view your schedule just click on the event you want. You may get invited or be given an option to book appointments to see your child's/children's teacher, to do this simply select the Book appointment button and fill in the details.

Year 7 & 8 Parents' Evening

Friday 2nd August 2019

[View all](#) [Schedule](#) [Book appointment](#)

[Print schedule](#) [Book appointment](#)

Time	Length	Teacher	Class	Child	Your notes	Actions
16:00	5 minutes	Mr A Pinkney	7A/Re (Religious Ed)	Willow Samuels		 
16:05	5 minutes	Miss K Burrows	Science Boom Club (Extra Curricular)	Willow Samuels		 
16:10	5 minutes	Mrs S Andrews	7A/Sc (Science)	Willow Samuels		 
16:15	5 minutes	Mr S Green	7A/En (English)	Willow Samuels		 

Community > Charitable causes

Charitable causes hold all the school charities that students can donate their money to. When a points limit has been reached then the school can donate that equivalent value to the charity.

Community > Shop & Prize draws

The shop enables you to see what items your child/children can exchange for their points. Prize draws are raffle-style incentives available at the school. You can see what's available for your child/children and how they can enter.